



NEW SOUTH WALES

MOTOR TRAFFIC HANDBOOK

Summary of duties imposed by
the Motor Traffic Act and Regu-
lations on the drivers and owners
of motor vehicles

and

General Information concerning
Road Safety

Issued by Authority of the Minister for Transport,
New South Wales

1945



Diagram 7.
Restricting Sign.




Diagram 8.
(De-restricting Sign.)




Diagram 5.



Diagram 6.

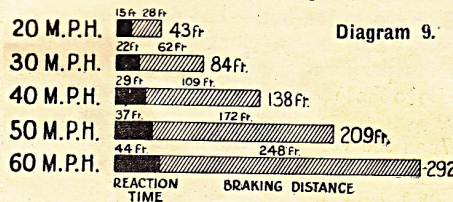


Diagram 9.




Diagram 3.



Diagram 4.



Diagram 10.



Diagram 11.



Diagram 1.



Diagram 2.



Diagram 16.



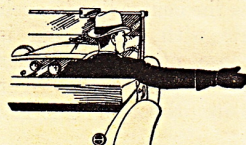
Diagram 17.

PARKING.


73. How to Park.—When a vehicle is stopped it must be drawn close to and parallel with the left boundary of the carriageway unless notices indicate that angle parking is permitted, in which case such notices must be obeyed. In a one-way traffic street a vehicle may be parked near either kerb, except where parking is specifically prohibited.

If a portion of a street or road (any footpath excepted) not formed for vehicular traffic adjoins the carriageway, the vehicle should, if practicable, be parked on such portion so as to avoid obstruction of the carriageway.

A vehicle must not be parked abreast of another vehicle, or closer than 4 feet to any other vehicle, except where angle parking is permitted.



"I am about to turn to the right or diverge to the right or draw out from the kerb."
Diagram 14.



"I am about to stop or reduce speed suddenly."
Diagram 15

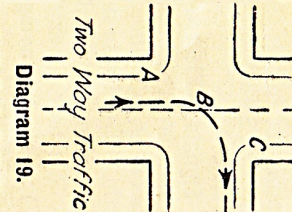


Diagram 19.

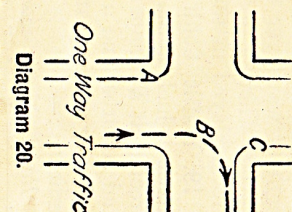


Diagram 20.




Diagram 18.